



DPM02

Multifunction Signal Display Monitor



| Features |

- Measuring input type : DC current / DC voltage
- More output type : Analog output / Relay / RS-485
- Extraction of square root(Input : voltage, current)
- Option RS-485 communication function can do 10-point linear calibration function
- Signal isolation, preventing noise, filtering function : Provide safe and stable measuring
- Power supply : AC 85 .. 253 V, 50 ... 60 Hz ; Auxiliary supply output(DC 18 ... 26 V / 50 mA) : Use for 2-wire & 3-wire transmitter
- User-friendly, interactive operation interface
- Panel installation, high light red LED display panel, 14.1 mm height of character, 5 digits, -9.9.9.9 ... +9.9.9.9.9, 7-segment display
- Programmable, high safety & stability, fire-proof case, moisture-proof cover
- Plug-in installation design for easy maintenance

| Applications |

- Industry / Agriculture / Pottery & glass / Chemical Industry / Transportation / Technology / Energy / Eco-friendly / Oil & gas / Water circulation system / Marine / Factory automation / Metal & steel / Cement / Pulp & paper / Pharmaceuticals / Food & beverage

| Specification |

Display

Display readout	5 digits(-9.9.9.9 ... +9.9.9.9)
Decimal point	0 ... 4 place, button
Display	Highlight red LED(Brightness can be adjusted), digit height 14.1 mm
Accuracy	0.1%F.S.±1 digital
Sampling time	4 cycle/sec
Response time adjustment range	0.5 ... 60 sec
Parameter setting mode	Button

Input

Input	Current : 0 ... 20 mA / 4 ... 20 mA
	Voltage : 0 ... 10 V / 2 ... 10 V / 0 ... 1 V / 0.2 ... 1 V / 1 ... 5 V

Output

Analog output	Current : 0 ... 20 mA / 4 ... 20 mA / 20 ... 0 mA / 20 ... 4 mA
	Voltage : 0 ... 1 V / 0.2 ... 1 V / 0 ... 5 V / 1 ... 5 V / 0 ... 10 V / 2 ... 10 V / 1 ... 0 V / 1 ... 0.2 V / 5 ... 0 V / 5 ... 1 V / 10 ... 0 V / 10 ... 2 V

Analog

Load resistance	Current : $RL < 500 \Omega$; Voltage $\geq 10 K\Omega$
Analog output resolution	12 bit
Signal error detection	Yes

Relays

Alarm hysteresis	Display value or 0 ... 100%
ON and OFF delay	0 ... 3600 sec
Output signal error detection	Yes
Relay actuation direction	Upper limit : HI / AL ; Lower limit : LO / AL
Relay capacity	Max current : 6 A Max voltage : AC 277 V / DC 30 V Max power : 1500 VA / 180 W

Communication

Communication methods & protocol	RS-485 Modbus RTU, master or slave
RS-485 baud rate	9600 、 19200 、 38400 、 57600 、 115200 bps

Environment

Operating environment	-10 ... +60°C ; 0 ... 95%RH(Non-condensing)
Storage environment	-25 ... +60°C

Electrical

Power supply / Voltage	AC 85 ... 253 V / 50 ... 60 Hz
Auxiliary power / Output	DC 18 ... 26 V / 50 mA
Insulation voltage endurance	2 K Vac/1 min
Parameter memory type	FLASH
Dissipated power	5 W

Isolation

Power supply / Analog input / Analog output / RS-485	
--	--

Protect

IP rating	IP65(Front panel)
Electric protection	■ Polarity protection ■ Over-voltage

Certification

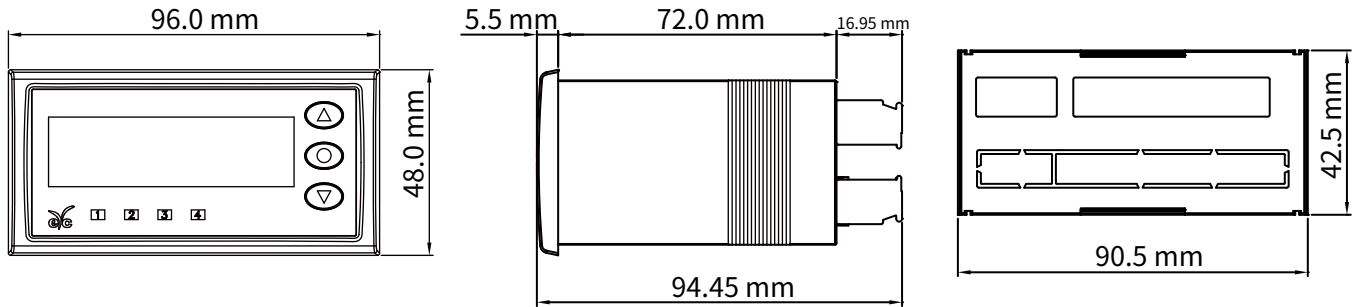
Certification	CE
---------------	----

Material

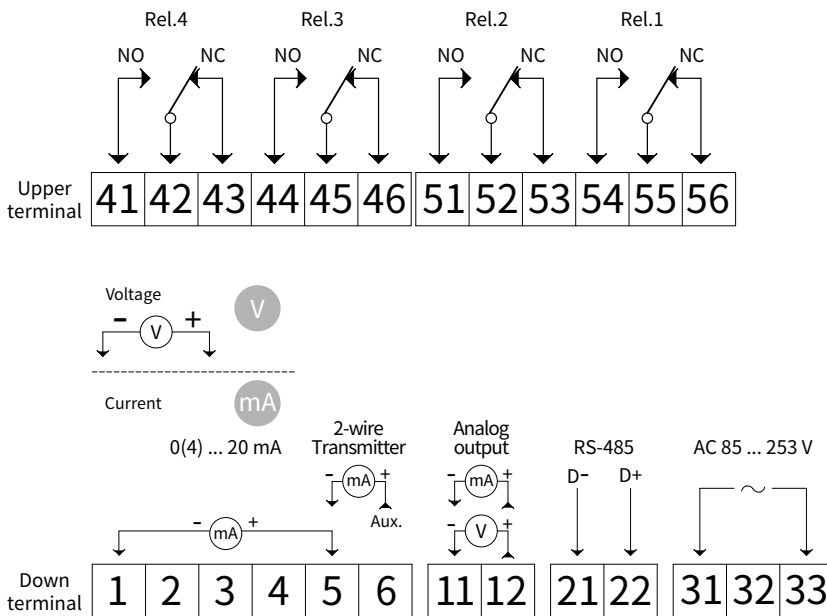
Housing	ABS fire-proof class(UL94V-0)
Dimensions(HxWxD)	48x96x94.45 mm
Cut out dimensions	42.5x90.5 mm(+1 mm)
Weight	About 230 g

| Dimension |

| Installation Dimension |

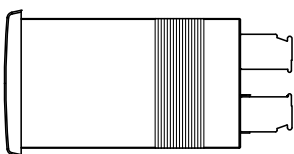


| Diagram |

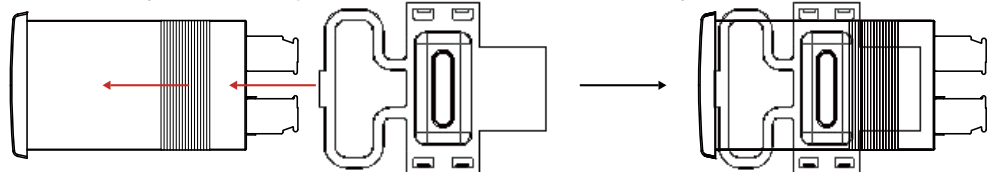


| Installation |

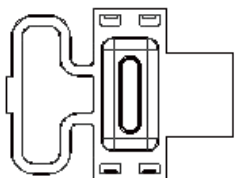
■ Side



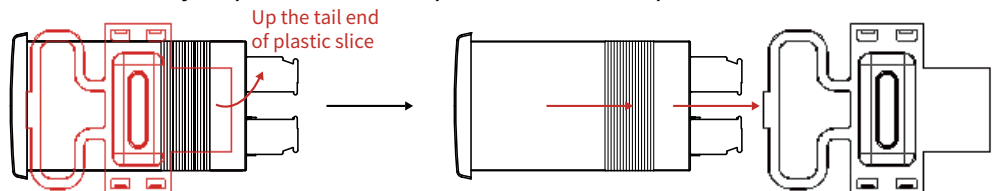
■ Fixed way : Push the plastic fixed slide in horizontally



■ Plastic fixed slice



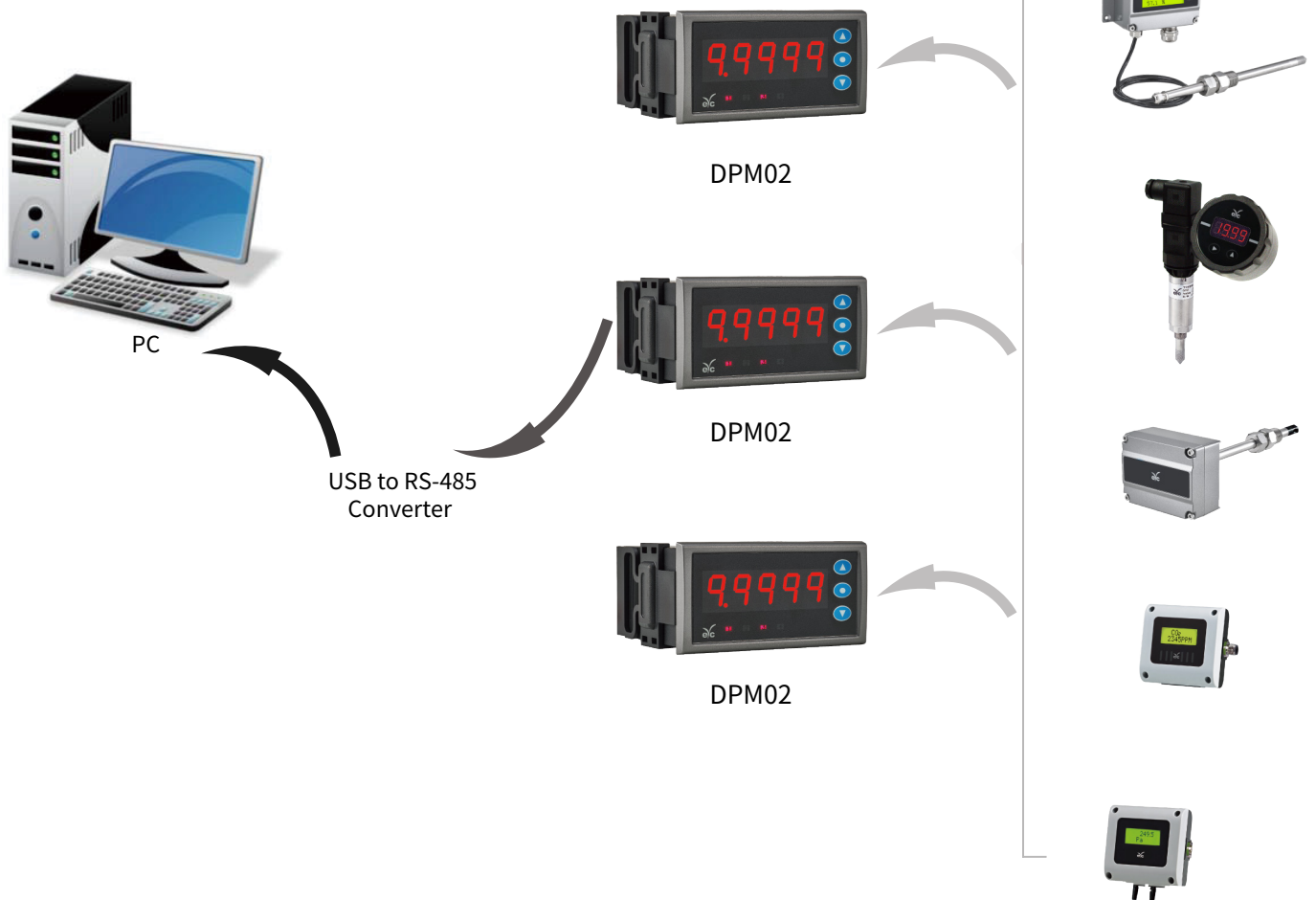
■ Remove way : Up the tail end of plastic slice, then pull it out



| Programmable |

- Tool : PC, USB to RS-485 converter, Power supply
- Software : DPM UI
- Calibration Function : analog output / DC voltage & DC current / Linear adjustment / Extraction of square root

Transmitter
(Temp. & Humidity / Dew point / Air velocity / Flow / Gas / Pressure / Differential Pressure and so on)



| Ordering Guide |

DPM02	-	<p>Output</p> <div style="border: 1px solid green; border-radius: 50%; padding: 5px; display: inline-block;">AA</div>
<p>AA : Display</p> <hr/> <p>BA : Display+2 Relay</p> <hr/> <p>CA : Display+4 Relay</p> <hr/> <p>DA : Display+2 Relay+Analog output+RS-485</p> <hr/> <p>EA : Display+4 Relay+Analog output+RS-485</p>		